


BINGO (Sounds only) – LESSON 1

a m i s t


Say each sound. Your child/student should then find the letter that represents that sound and place a marker on it. Have her say the sound back to you. Have her cover the whole card or just one row or column.

t	i	m
s		a
i	m	s

BINGO (sounds only) – LESSON 1

a m i s t


Say each sound. Your child/student should then find the letter that represents that sound and place a marker on it. Have her say the sound back to you. Have her cover the whole card or just one row or column.

s	a	i
t		t
i	a	m

BINGO (Sounds only) – LESSON 2

a m i s t d n


Say each sound. Your child/student should then find the letter that represents that sound and place a marker on it. Have her say the sound back to you. Have her cover the whole card or just one row or column.

d	i	n
a		d
t	n	s

BINGO (sounds only) – LESSON 2

a m i s t d n

Say each sound. Your child/student should then find the letter that represents that sound and place a marker on it. Have her say the sound back to you. Have her cover the whole card or just one row or column.

s	a	i
d		n
n	a	m

BINGO (Sounds only) – LESSON 3

a m i s t d n l o

Say each sound. Your child/student should then find the letter that represents that sound and place a marker on it. Have her say the sound back to you. Have her cover the whole card or just one row or column.

t	n	m
s	d	a
i	o	l

BINGO (sounds only) – LESSON 3

a m i s t d n l o

Say each sound. Your child/student should then find the letter that represents that sound and place a marker on it. Have her say the sound back to you. Have her cover the whole card or just one row or column.

s	a	i
t	n	d
l	o	m

BINGO (Sounds only) – LESSON 4

a m i s t d n l o

Say each sound. Your child/student should then find the letter that represents that sound and place a marker on it. Have her say the sound back to you. Have her cover the whole card or just one row or column.

t	n	s
m	d	a
i	o	l

BINGO (sounds only) – LESSON 4

a m i s t d n l o

Say each sound. Your child/student should then find the letter that represents that sound and place a marker on it. Have her say the sound back to you. Have her cover the whole card or just one row or column.

t	a	i
s	n	d
l	o	m

BINGO (Sounds only) – LESSON 5

a m i s t d n l o p e

Say each sound. Your child/student should then find the letter that represents that sound and place a marker on it. Have her say the sound back to you. Have her cover the whole card or just one row or column.

t	n	p
e	d	a
i	o	l

BINGO (sounds only) – LESSON 5

a m i s t d n l o p e

Say each sound. Your child/student should then find the letter that represents that sound and place a marker on it. Have her say the sound back to you. Have her cover the whole card or just one row or column.

e	a	i
p	n	d
l	o	m